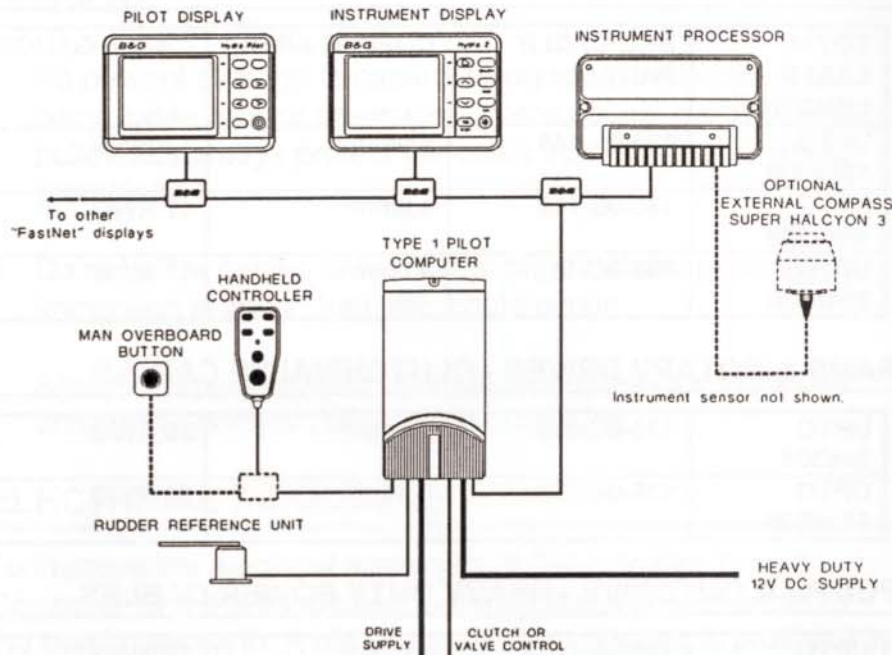
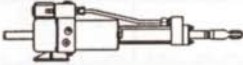

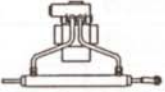
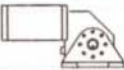


# TYPE 1 SYSTEM DIAGRAM



DRIVE OPTIONS	SIZE/VOLTAGE	PART No.
 HYDRAULIC RAM DRIVE	Size 1/12v	445-00-061
 HYDRAULIC DRIVE PUMP	Size 1/12v	445-00-068
 STERNDRIVE UNIT	One size only	345-30-146
 ROTARY DRIVE	12v	445-00-036

# COMPUTER UNIT CONNECTIONS

